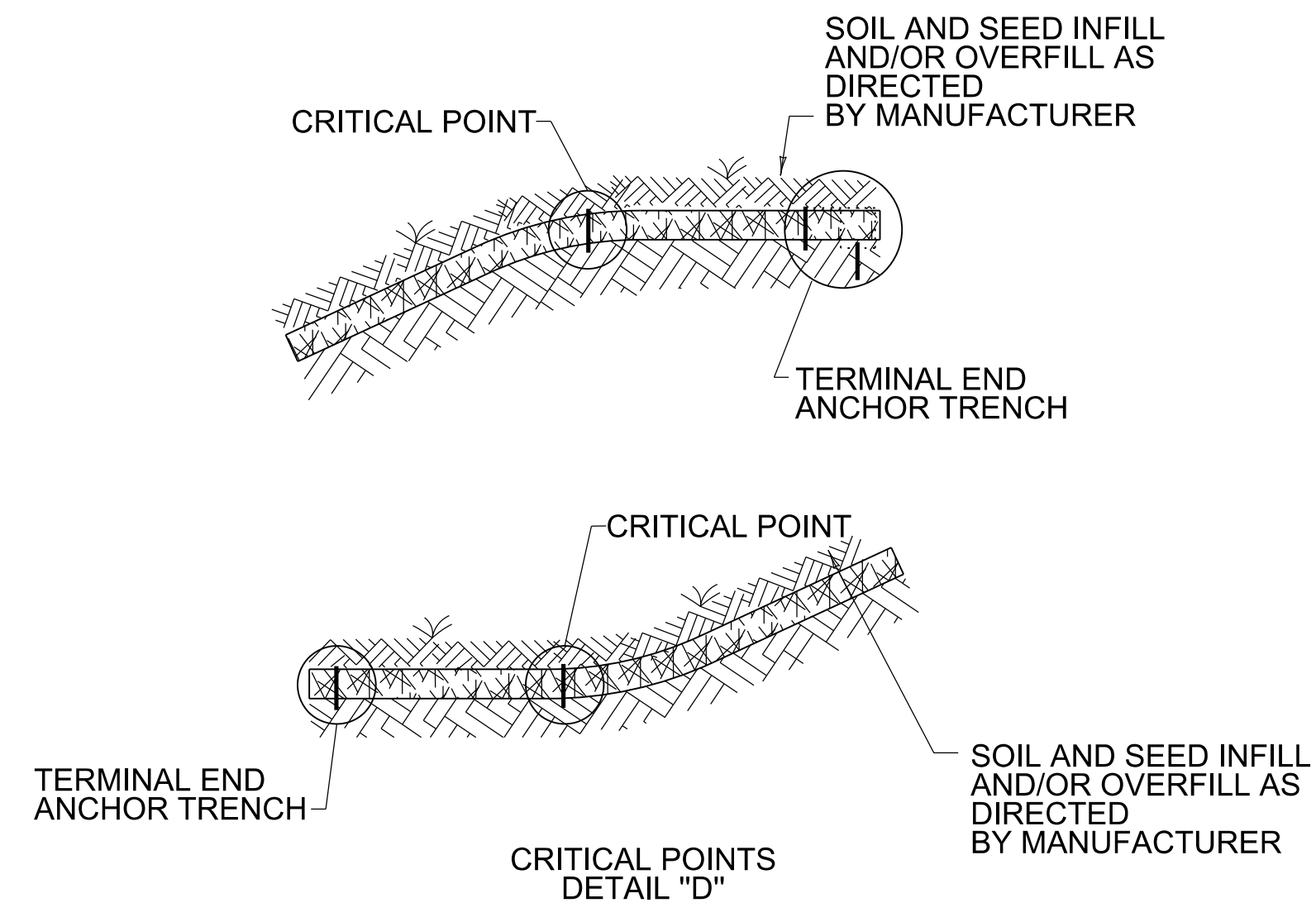
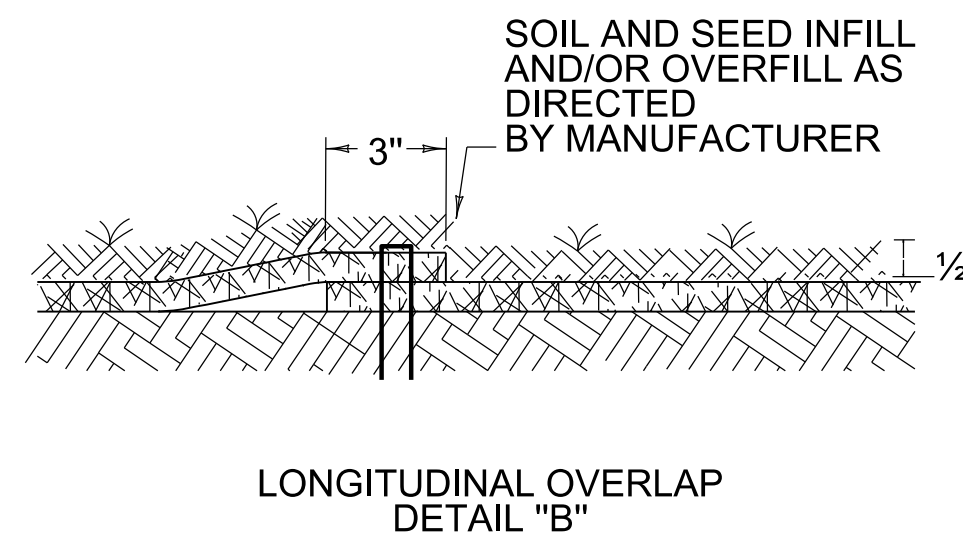
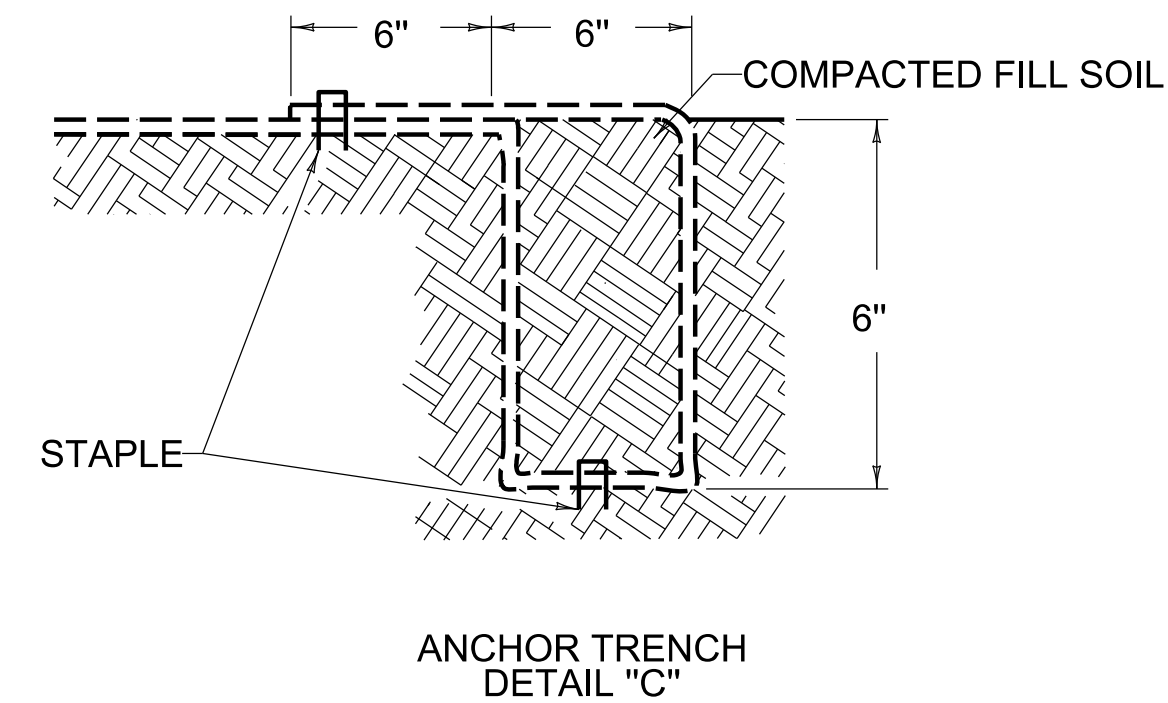
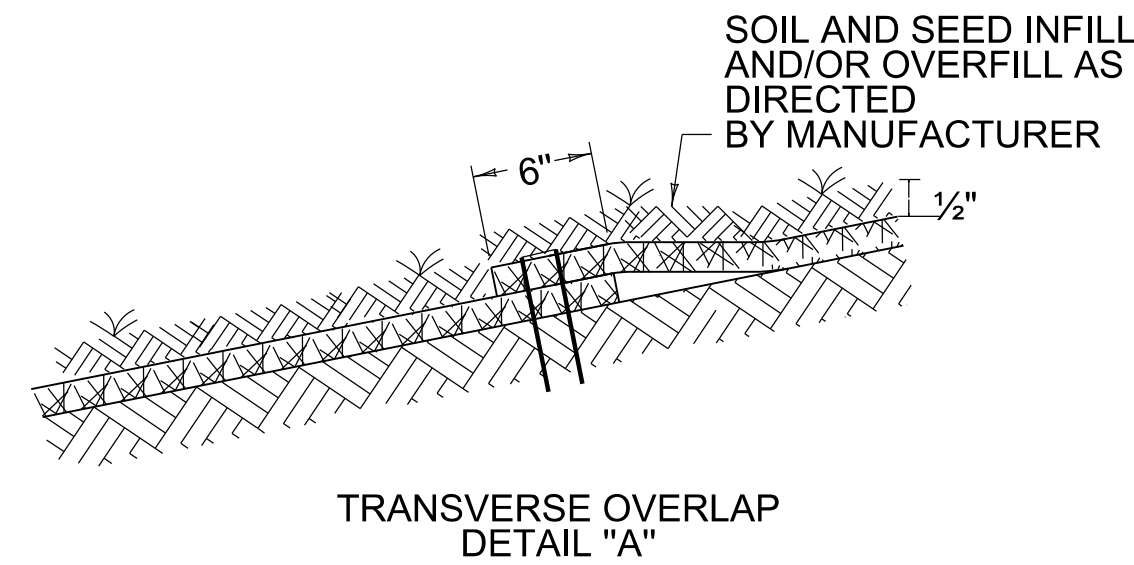


~NOTES~

1. CONSTRUCT A 6" X 6" ANCHOR TRENCH AT THE BEGINNING OF THE SLOPE. LINE THE ANCHOR TRENCH WITH TURF REINFORCING MAT LEAVING 12" EXTENDING PAST THE ANCHOR TRENCH. FASTEN THE MAT MATERIAL INTO THE ANCHOR TRENCH ON 12" CENTERS. BACKFILL THE TRENCH WITH TOPSOIL AND COMPACT. COVER THE AREA WITH THE REMAINING 12" OF THE MAT'S TERMINAL END LEAVING 6" TO OVERLAP THE TURF REINFORCING MAT. SECURE THE 6" OVERLAP WITH STAPLES ON 12" CENTERS.
2. UNROLL THE MAT DOWN THE SLOPE AND PLACE IN DIRECT CONTACT WITH THE SOIL SURFACE. INSURE THAT THE SOIL SURFACE IS GRADED SMOOTHLY AND DOES NOT CONTAIN IRREGULARITIES.
3. SECURELY FASTEN THE MAT TO THE SOIL BY INSTALLING STAPLES AT A MINIMUM RATE OF 1.5 PER SQ. YD. ANCHORS SHALL BE SELECTED SO THAT THEY HAVE SUFFICIENT GROUND PENETRATION TO RESIST PULLOUT. INCREASE ANCHORING FREQUENCY FOR SITE CONDITIONS (LOOSE, SANDY, OR WET SOILS) AS DIRECTED BY THE ENGINEER AND MANUFACTURER'S REPRESENTATIVE.
4. OVERLAP EDGES OF MATS ACCORDING TO THE LONGITUDINAL AND TRANSVERSE OVERLAP DETAILS. STAPLE LONGITUDINAL OVERLAPS WITH 2 ROWS OF STAPLES STAGGERED AT 4". STAPLE TRANSVERSE OVERLAPS WITH 1 ROW OF STAPLES SPACED AT 12".
5. CONSTRUCT A 6"X 12" ANCHOR TRENCH AT THE TOE OF THE SLOPE FOLLOWING SIMILAR PROCEDURE DENOTED FOR THE TOP OF THE SLOPE ANCHOR TRENCH.
6. ENSURE THAT THE MAT IS IN DIRECT CONTACT WITH THE SOIL SURFACE WITH NO PROJECTIONS OR PROTRUSIONS.
7. INFILL AND OVERFILL THE MAT WITH A MINIMUM OF 1/2" TOPSOIL. APPLY SEEDING AND PROTETION AS DIRECTED BY THE MANUFACTURER. USE SEED MIX TYPE 1 AS DEFINED IN SECTION 212.03.03. TOPSOIL IS THE SOIL PROFILE DEFINED TECHNICALLY AS "A" HORIZON BY THE SOIL SCIENCE SOCIETY OF AMERICA. USE LOOSE, FRIABLE TOPSOIL THAT IS FREE OF STONES 1" OR GREATER IN OVERALL DIMENSIONS, ADMIXTURE OF SUBSOIL, REFUSE, STUMPS, ROOTS, BRUSH, WEEDS AND OTHER MATERIALS THAT PREVENT THE FORMATION OF A SUITABLE SEED BED. DO NOT USE TOPSOIL FROM SITES HAVING JOHNSON GRASS, CANADA THISTLE, QUACK GRASS, NODDING THISTLE OR EXCESSIVE AMOUNTS OF WEEDS OR THEIR RHIZOMES.



COMMONWEALTH OF KENTUCKY
DEPARTMENT OF HIGHWAYS



TURF MAT

TURF MAT SLOPE INSTALLATION

STANDARD DRAWING NUMBER
RDI-040-02

DRAINAGE

REVISION DATE: 8/11/2025
REVISION NUMBER: 0

SUBMITTED *W. J. Lujan* 08-11-2025
DIVISION DIRECTOR DATE

APPROVED *John Ballinger* 08-11-2025
STATE HIGHWAY ENGINEER DATE